

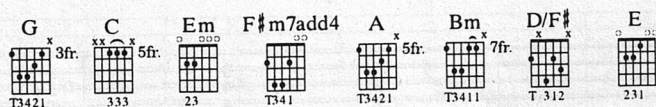
# THE STORY IN YOUR EYES

As Recorded by The Moody Blues

(From the album EVERY GOOD BOY DESERVES FAVOUR/Decca-PolyGram Records)

Transcribed by Kerry O'Brien  
 Tablature Explanation page 98

Words and Music by Justin Hayward



Moderately fast Rock ♩ = 176

Intro

Gtrs. II & III (acous.)

Am Rhy. Fig. 1

Bm/A

C/A

D

*mf*

Gtr. I (elec. w/dist.)

Fdbk.

*mf*

Fdbk.

Am

Bm/A

C/A

Bm

(end Rhy. Fig. 1)

Am

Bm/A

The Story In Your Eyes

C/A      D      w/Rhy. Fill 1  
Am      Gtr. II      Bm/A      w/Fill 1      E7#9  
C/A

This block contains the main guitar part for the first system of the piece. It features a treble clef staff with a key signature of one sharp (F#). The music is written in a melodic style with various chords and a rhythmic pattern. Below the staff is a six-string fretboard diagram showing the fingerings for each note. The diagram includes a '0' for an open string and numbers 1-4 for fretted notes. The first system covers measures 1 through 6. The second system covers measures 7 through 10, ending with a forte (f) dynamic marking.

w/Rhy. Fig. 1 (1 1/4 times)  
Am      Bm/A      C/A      D      Am      Bm/A      C/A      Bm (end Rhy. Fig. 2)  
Rhy. Fig. 2 (Gtr. I)

P.M.:...4      P.M.:...4      P.M.:...4      P.M.:...4      P.M.:...4      P.M.:...4

This block contains the main guitar part for the second system of the piece. It continues the melodic line from the first system. The treble clef staff shows the notes, and the fretboard diagram shows the fingerings. The diagram includes a '0' for an open string and numbers 1-4 for fretted notes. The second system covers measures 11 through 18. The piece ends with a forte (f) dynamic marking.

Rhy. Fill 1  
Gtr. III

This block shows a rhythmic fill for guitar III. It is written in a treble clef staff with a key signature of one sharp (F#). The music is written in a melodic style with various chords and a rhythmic pattern. Below the staff is a six-string fretboard diagram showing the fingerings for each note. The diagram includes a '0' for an open string and numbers 1-4 for fretted notes. The fill covers measures 19 through 22.

Fill 1  
Gtr. IV (elec. w/dist.)

Full

Full

15      (15)

This block shows a fill for guitar IV (electric with distortion). It is written in a treble clef staff with a key signature of one sharp (F#). The music is written in a melodic style with various chords and a rhythmic pattern. Below the staff is a six-string fretboard diagram showing the fingerings for each note. The diagram includes a '0' for an open string and numbers 1-4 for fretted notes. The fill covers measures 23 through 26.



Am Bm/A C/A D Am Bm/A

P.M.:...4 P.M.:...4 P.M.:...4

w/Fill 2 C/A E7#9 1st Verse Am C/A D

I've been think - ing 'bout our for - tune and I've de -

Gtrs. II & III Rhy. Fig. 3

Gtr. I Rhy. Fig. 3A

P.M.:...4 P.M.:...4

w/Rhy. Fig. 3 (2 times) Am C/A D Am C/A

cid - ed that we're real - ly not to blame, for the love that's deep in -

(Gtr. I) vib. w/bar

P.M.:...4 P.M.:...4 P.M.:...4 P.M.:...4

Fill 2

Gtr. IV

8va Full

Full

15 (15)

The Story In Your Eyes

Gtrs. II & III

D

side us now— is— still the same. And the

sl. sl. sl. sl.

7 7 7 0 3 3 5 7 5 7 5 7 5 3 3 3 5 7 5 7 5 0

sl. sl. sl. sl.

w/Rhy. Figs. 3 (3 times) & 3A (2 times)

Am C/A D

sound— we make to - geth - er— is the

Am C/A D

mu - sic to the sto - ry in your eyes.— It's been—

Am C/A D

— shin - ing— down— up - on— me now,— I

PM:-----4 PM:-----4

1 2 5 7 7 7 7 0

G C G

re - al - ize.

sl. sl. sl. sl.

3 3 5 7 5 7 5 7 5 3 3 3 5 7 5 7 5 0

sl. sl. sl. sl.



Chorus  
w/Bkgd. Voc. Fig. 1

Em F#m7add4

Lis - ten to the tide slow - ly turn - ing.

let ring ..... let ring.....

\*T = Fret note with thumb over top of neck.

G F#m7add4

Wash all our heart aches a - way.

T

Bkgd. Voc. Fig. 1

Ah. Ah. Ah.

Ah. Ah. Ah.

# The Story In Your Eyes

G A

We're part of the fi - re that is burn -

sl. sl. sl. sl.

\*Fret normally.

Bm A G

ing, and from the ash - es we can build -

D/F# E

an - oth - er day. But I'm

T



2nd Verse  
w/Rhy. Figs. 3 (3 times) & 3A (2 times)  
Am  
Bkgd. Voc. Fig. 2

C/A

D

fright - ened for your chil - dren

that the

(Ah.

Am

C/A

D

life that we are liv - ing is in

vain and the

Ah.

Am

C/A

D

sun - shine we've been

wait - ing for

Ah.

Rhy. Fig. 4

P.M.-----1

P.M.-----1

G  
Gtrs.  
II & III

C

G

(end Bkgd. Voc. Fig. 2)

will turn to rain.

Ah.)

(end Rhy. Fig. 4)

Guitar solo  
w/Rhy. Figs. 3 (3 times) & 3A (2 times)

Am

C/A

D

Am

C/A

Gtr. IV

Full

P

Full

P

sl.

# The Story In Your Eyes

w/Rhy. Fig. 4 (1st 2 bars only)  
Am C/A

Gtrs. II & III: G, C, G, sl., P, sl.  
 Gtr. IV: sl., sl., sl., P, P  
 Gtr. I: sl., sl., sl., P, P  
 Bottom staff: sl., 7 9 7 9 8 (8) 8 sl. 10 12 10 (12) 10 sl. 12 10 8 3 3 0 2 0 P P

Chorus  
w/Fill 3 and Bkgd. Voc. Fig. 1  
Em

w/Fill 3 and Bkgd. Voc. Fig. 1

Em F#m7add4

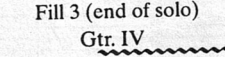
Lis - ten to the tide slow - ly turn - ing.

Gtr. I

let ring-----

T

Fill 3 (end of solo)  
Gtr. IV





# The Story In Your Eyes

G

Wash all our heart aches a way.

T

F#m7add4 G A

We're part of the fi -

let ring.....

\*Fret normally.

Bm A

re that is burn - ing, and from the ash -

5

# The Story In Your Eyes

G D/F# E

es we can build an - oth - er day. But I'm

T

3 3 3 3 3 0 0 0  
2 2 2 2 2 1 0 1  
4 4 4 4 4 2 2 2  
2 2 2 2 2 0 0 0

3rd Verse  
w/Rhy. Figs. 3 (3 times) & 3A (2 times)  
w/Bkgd. Voc. Fig. 2 (2 times)

Am C/A D Am C/A

fright - ened for your chil - dren, that the life that we are liv - ing is in

D w/Rhy. Fig. 4 Am C/A D

vain and the sun - shine we've been wait - ing for

Gtrs. II & III G C G w/Rhy. Figs. 3 (3 times) & 3A (2 times)  
Am C/A

will turn to rain. When the fi - nal line is o -

D Am C/A D

ver and it's cer - tain that the cur - tain's gon - na fall, I can

w/Rhy. Fig. 4 Am C/A D Substitute Rhy. Fill 2 (Gtr. I)

hide in - side your sweet, sweet love

Rhy. Fill 2  
Gtr. I

7 7 7  
7 7 7  
7 7 7




# The Story In Your Eyes

(Resume Rhy. Fig. 4)

Outro  
w/Rhy. Figs. 1 (till end) & 2 (2 times)


Gtrs.  
II & III




Am Bm/A C/A D




Am Bm/A C/A Bm Am Bm/A C/A D Am Bm/A



C/A Bm Am Bm/A C/A D



Gtr. IV



13

(13)

(13)

Gtr. I




Am

Bm/A


C/A

Bm



Ah.)

Ah.)



(13)

(13)

sl.

\*till end



0

2

3

0

2

0

3

0

0

0

0

0

0

0

0

0

# The Story In Your Eyes

w/Rhy. Fig. 2 (till end)  
w/Bkgd. Voc. ad lib (till end)

Am Bm/A C/A D Am Bm/A

— fright - ened for — your chil - dren, — oh yeah. —

(5) 7 7 (7) 7 5 (5) 7 7 7 5

C/A Bm Substitute Rhy. Fill 3 (Gtr. I) Am Bm/A C/A D

Yes, I'm — fright - ened for — your chil - dren, — yeah. —

sl. sl. sl.

(5) 9 8 9 8 7 (7) 8 10 8 10/12

(Resume Rhy. Fig. 2)

Am Bm/A C/A Bm Am Bm/A

Full Full

sl. sl.

(12) 12 10 8 10 8 7 8 7 5 5 5 7 5

Rhy. Fill 3

Gtr. IV

P.M.:-----4 P.M.:-----4 P.M.:-----4

5 7 8 10 10 11

0 0 0 0 0 0 0 3 0



# The Story In Your Eyes

C/A D Am Bm/A C/A Bm

Yes, I'm fright -

P sl. sl.

7 5 7 5 7 7 (7) 5 7 5 3 5 7 5 (5) 7 5

P sl. sl.

Am Bm/A C/A D

ened for \_\_\_\_\_ your chil - dren.

Begin fade Am Bm/A

Full Full

Full Full

(5) 7 7 7 5 7 5 7 5 8 5 8 8

C/A Bm Am Bm/A C/A D

Yeah. \_\_\_\_\_ Oh...

Fade out

Full P

Full P

8 5 10 (10) 10 8 10 (10) 8 7 8 5

As Recorded by The Moody Blues  
(From the album EVERY GOOD BOY DESERVES FAVOUR/Decca-PolyGram Records)

*Words and Music by Justin Hayward*

Intro (Guitar) 6 Am Bm/A C/A D/A

*mf* *f* *sl.*

T 12 14 15 12 14 12 15 14 12 12 (12) *sl.*

B

[illegible]

C/A D/A Am Bm/A C/A E7#9 *sl.*

(Vocal:) 1. I've been

0 0 0 0 0 0 0 0 12 14 15 12 14 12 15 14 12 12 (12) *sl.*

1st, 2nd, 3rd Verses

Am C/A D Am C/A D

think - ing 'bout our for - tune...  
(2.3.) fright - ened for your chil - dren...

12 14 12 10 12 10 12 10 12 14 12 14 12 14 12

Am C/A D G C G

12 14 12 10 12 12 10 12 14 12 12 10 10 14 15 15 14 12 10 (10) 10 11

H sl. H sl. sl.

**150** GUITAR, MAY 1995



sl. Am C/A D

2

5	5	5	5	4	4	4	4	4	2	2

tro

Bm/A C/A D/A